

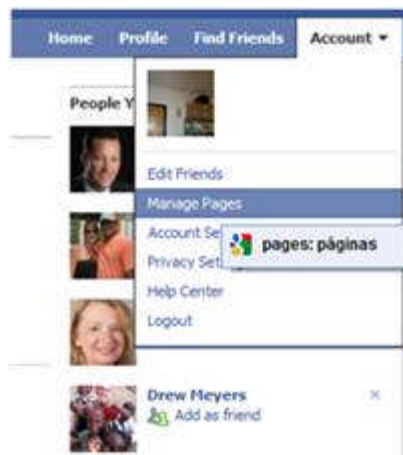


How to add your tour to your Fan page (Business page)

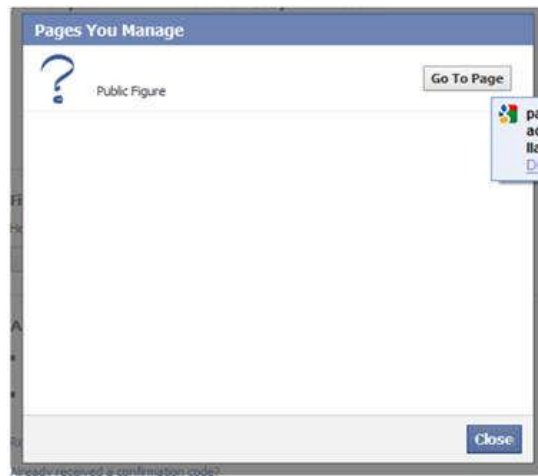
1. Login to Facebook:



2. To go Account>then Manage Pages>



3. Choose "Go to Page" for your public/business page



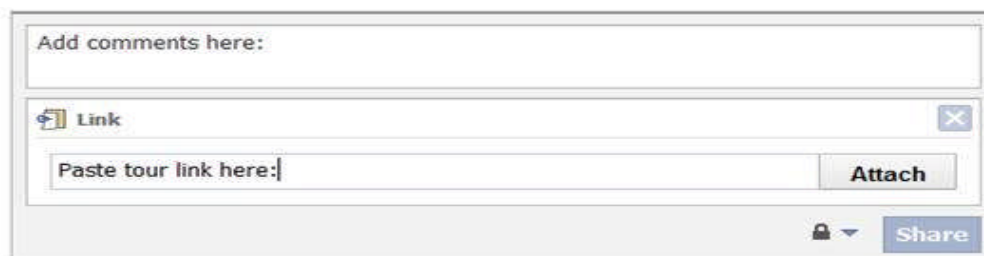
4. Choose "wall" tab>



5. Choose "link"



6. Paste tour link and add notes if desired:



7. Push the "Attach" button then choose an image if desired and select "Share"